

Online Fee Payment

(Pay using Debit Card, Credit Card, Net Banking, Cash Card and Paytm Wallet)

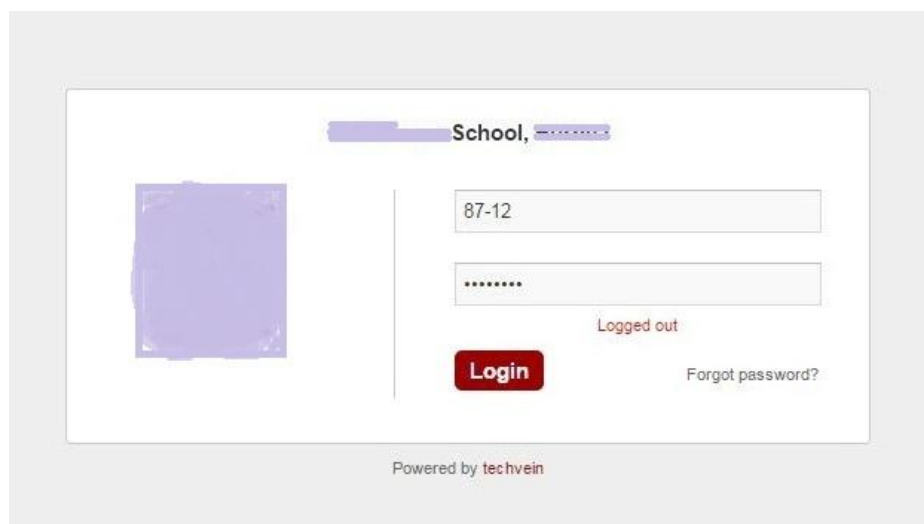
Step 1:

Open the URL <https://dbskatihar.edvein.com/> on your browser.

or

The Online Payment link will also be available at school's website

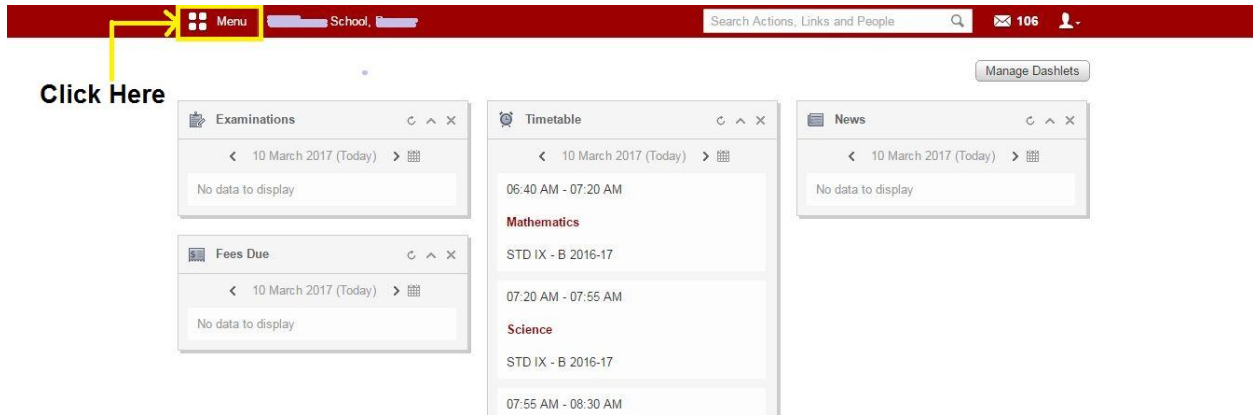
On Opening the URL you will be directed to following page:



Screenshot of the login page for the online fee payment system. The page displays a school name dropdown menu, a username field containing '87-12', a password field with masked characters, a 'Login' button, and a 'Forgot password?' link. The page is powered by techvein.

Students have to login using the login credentials provided to you or call on +91-7360024603 to get the login credentials.

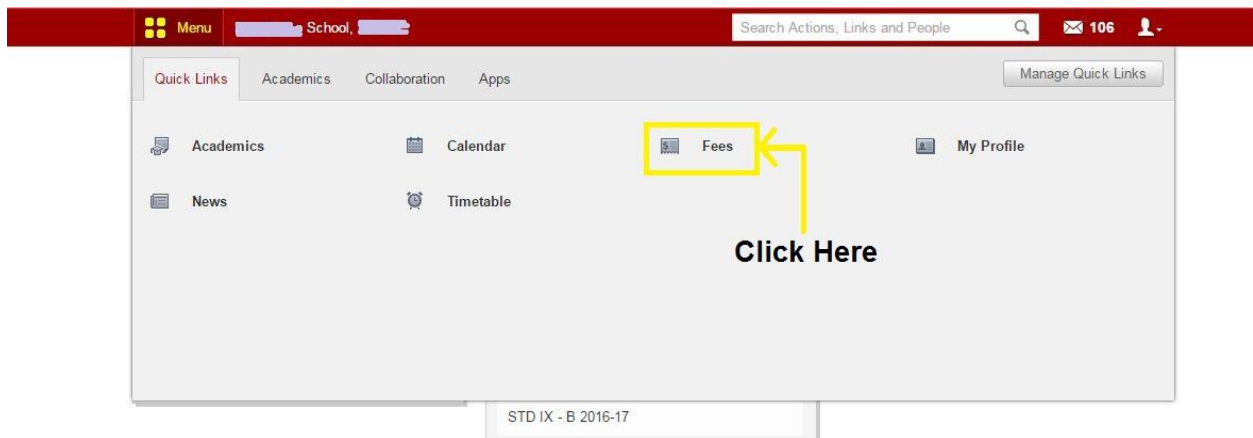
Once you Login you will be redirected to following page:



Click on Menu as highlighted.

Step 2:

When you click on Menu under Quick link or under Academics click on the Fees option as highlighted.



On clicking Fees you will be redirected to following page:

The screenshot shows a web interface for a student's fee status. At the top, there is a navigation bar with a 'Menu' icon, a search bar labeled 'Search Actions, Links and People', and notification icons for 5 messages and a user profile. Below this, the page title is 'Student | Fee Status'. On the right side, there are three buttons: 'View refunds', 'Profile', and 'Pay All Fees'. The 'Pay All Fees' button is highlighted with a yellow box and an arrow pointing to it from the text 'Click Here'. The breadcrumb trail is 'Home > amit > Student Fees'. The student's name is 'amit', and their course and batch are 'Class III - A 2015'. Their admission number is '1888' and their roll number is '-'. A text annotation 'Click here for individual payment' with an arrow points to the 'Admission Fees 2016' entry in the table below. The table has columns for 'Fees Name', 'Status', 'Amount (Rs.)', and 'Date'. It shows two entries under 'General fees': 'Admission Fees 2016' (Unpaid, 4400.00 / 4400.00, Due on 20/02/2016) and 'April 2016' (Unpaid, 3300.00 / 8300.00, Due on 01/04/2016). The 'Admission Fees 2016' entry is also highlighted with a yellow box and an arrow.

Student | Fee Status

View refunds Profile Pay All Fees

Home > amit > Student Fees

amit
Course & Batch: Class III - A 2015
Admn no: 1888
Roll number: -

Click here for individual payment

Class III - A 2015		3 Unpaid fees ^	
Fees Name	Status	Amount (Rs.)	Date
General fees			
Admission Fees 2016	Unpaid	4400.00 / 4400.00	Due on 20/02/2016
April 2016	Unpaid	3300.00 / 8300.00	Due on 01/04/2016

You can pay all the pending fees by clicking “Pay All Fees” option on top right corner as highlighted.

Or

You can also pay the individual fee under the General Fees section by clicking the specific fee that you pay.

Once the payment option is selected you will be redirected to following pages as mentioned below:

For "Pay All Fees" the below screen will appear

Roll number :
Batch : III - A 2015

Edit the payment amount

Sl. no.	Fee collection	Actual amount (Rs.)	Amount to pay with fine (Rs.)	Pay fees (Rs.)
	<input checked="" type="checkbox"/> Finance fee			
1	<input checked="" type="checkbox"/> April 2016	8250.00	3300.00	3300.00
2	<input checked="" type="checkbox"/> Admission Fees 2016	4400.00	4400.00	4400.00
3	<input checked="" type="checkbox"/> Annual function fee	300.00	300.00	300.00
Total Amount:				12950.00
Amount to pay with Fine :				8000.00

Check or uncheck for specific payments

Amount
8000.00

[▶ Print summary](#) [▶ Pay fees](#)

You can manually edit the amount of payment as highlighted

For "Individual Fee Payment" the below screen will appear

Menu Search Actions, Links and People 5

Student name : amit
Course & Batch: Class III - A 2015
Admn no: 1888

Sl. no.	Particulars	Amount (Rs.)
Batch-wise		
1	TUTION FEE	600.00
2	ADMISSION FEE	3400.00
3	MANDATRY FEE	400.00
Summary		
1	Total Fees	4400.00
2	Total Discount	0.00
3	Total Fine	0.00
Total amount to pay		4400.00
Total amount paid		0.00
Total due amount		4400.00

Edit the payment amount

Amount
4400.00

[Click Here](#) [Pay Fee](#)

You can manually edit the amount of payment as highlighted

Once the amount is selected for payment Click on “Pay Fee” as highlighted.

Once you click on “Pay Fee” you will get the following page

Redirecting to Payment Gateway. Please wait..



And you will be redirected to following payment page:

Fill the Following →

Credit Card Payment →

Billing Information

Billing Name
Address
Zip Code City
State Select Country
Mobile Number Email
Notes (Optional)

My Billing and Shipping address are different

Payment Information

Credit Card >
Debit Cards
Net Banking
Cash Card
Wallet

Card Number
eZeClick
INR 100.00 (Total Amount Payable)
Make Payment Cancel

ORDER DETAILS

Order #:	u8g6u1nef5
Order Amount	100.00
Transaction Fee	0.00
Service Tax(15.00%)	0.00
Total Amount	INR 100.00

For “Credit Card” payment click on the option as highlighted.

Debit Card Payment

Payment Information	
Credit Card	We Accept
Debit Cards	Select Debit Card
Net Banking	Card Number
Cash Card	INR 100.00 (Total Amount Payable)
Wallet	<input type="button" value="Make Payment"/> <input type="button" value="Cancel"/>

For "Debit Card" payment click on the option as highlighted.

Net Banking Payment

Payment Information	
Credit Card	<input type="radio"/> State Bank of India
Debit Cards	<input type="radio"/> HDFC BANK
Net Banking	<input type="radio"/> citibank
Cash Card	<input type="radio"/> kotak
Wallet	<input type="radio"/> AXIS BANK
	All Other Banks
	Select Bank
	<small>Note: We will redirect you to the bank you have chosen above. Once the bank verifies your net banking credentials, we will proceed with your payment.</small>
	INR 100.00 (Total Amount Payable)
	<input type="button" value="Make Payment"/> <input type="button" value="Cancel"/>

For payment through "Net Banking" click on the option as highlighted.

Payment Information

Credit Card	<input type="radio"/> ItzCash <input type="radio"/> Paycash
Debit Cards	
Net Banking	Pay By
Cash Card >	Select CashCard
Wallet	Note: You will be redirected to the service provider for verification & processing.

Cash Card Payment

INR 100.00 (Total Amount Payable)

For Cash Card payment click on the option as highlighted.

Payment Information

Credit Card	<input type="radio"/> paytm <input type="radio"/> freecharge <input type="radio"/> JioKwik
Debit Cards	
Net Banking	<input type="radio"/> JioMoney <input type="radio"/> Buddy
Cash Card	Select Wallet
Wallet >	Select Wallet

Wallet payment

INR 100.00 (Total Amount Payable)

For payment through "Wallet" click on the option as highlighted.

Once the payment is made on successful transaction below screen will appear:

🏠 Online Payment | Student Fee [Fees](#) [Profile](#)

Home > amit > Admission Fees 2016

Payment successful
Payment Reference No. : 106197199013

Student name : **amit**
Course & Batch: Class III - A 2015
Admn no: 1888

Payment details will be mailed to your respective mail id's once the payment is successful as shown below:

Order#	CCAvenue Reference #	Order Date
u8g6u1nef8	106197199013	11/03/2017 16:42:25

Billing Details

Customer: amit dadhich amit@techvein.com 7360024603	<table><tr><td>Order Amount:</td><td>INR</td><td>10.00</td></tr><tr><td>Transaction Fee:</td><td>INR</td><td>0.04</td></tr><tr><td>Service Tax:</td><td>INR</td><td>0.00</td></tr><tr><td>Net Payable:</td><td>INR</td><td>10.04</td></tr></table>	Order Amount:	INR	10.00	Transaction Fee:	INR	0.04	Service Tax:	INR	0.00	Net Payable:	INR	10.04
Order Amount:		INR	10.00										
Transaction Fee:		INR	0.04										
Service Tax:		INR	0.00										
Net Payable:		INR	10.04										
Address: katihar ,Bihar ,Katihar 854105. India													
Customer IP: 103.74.111.82													
Pay Mode: Debit Card - Visa Debit Card													
Bank Ref #: 373610													
Instructions:													

Shipping Details

Contact Person: amit dadhich | 7360024603
Address: katihar, Bihar, Katihar 854105. India

For any further assistant you can call on the following numbers

Amit Dadhich - 7360024603

Amandeep Singh – 9901746032